

KLT19L4MB

Product family	Hood
Hood Type	Decorative island hood
Design	T flat
Extraction	Extraction
Electronic control	Yes
Material	Painted material + Glass
EAN code	8017709312275
Hood width	90 cm







Aesthetics

Aesthetic Colour	Universale Matt Black	Glass Type Logo	Black Silk screen
------------------	--------------------------	--------------------	----------------------

Controls

Control setting	Touch control back-lighted White	Led color	White
-----------------	-------------------------------------	-----------	-------

Programme / Functions

No. of speeds	3
Intensive speed	
24h air filter function	
Time-setting options	
Auto-vent 2.0	

Technical Features

    	No. of lights	2	No. of filters	3
	Light type	LED	Anti-grease filters	Aluminium
	Light Power	7.4 W		
	Dimmer mode	Yes		

Light color temperature range	2700° - 4000° °K	Filter replacement indicator	Yes
Free outlet maximum capacity	820 m³/h	Vent outlet	150 mm
Motor power	275 W	Minimum distance from GAS hob	750 mm
		Minimum distance from ELECTRIC hob	650 mm
		Non return valve	Yes

	Extraction rate IEC 61591 [m³/h]	Noise level IEC 60704-2-13 [dB(A)]
Speed 1	214	40
Speed 2	334	51
Speed 3	563	64
Intensive speed	741	70

Accessories Included

Tube reduction	Yes
----------------	-----

Performance / Energy Label

A			
Annual Efficiency Consumption (AEChood)	56 kWh/a	Airborne acoustical A-weighted sound Power Emission at maximum speed (SPEmax)	65 dB(A)
Energy efficiency class (EEC)	A	Airborne acoustical A-weighted sound power emission at boost speed (SPEboost)	70 dB(A)
Fluid Dynamic Efficiency (FDE)	33,1	Power Consumption in Off mode (Po)	0,49 W
Fluid Dynamic Efficiency class (FDEC)	A	Power consumption in stand-by mode (Ps)	0,49 W
Lighting Efficiency (LE)	21,1 lux/W	Energy Efficiency Index	51,6
Lighting Efficiency Class (LEC)	B	Measured air flow rate at best efficiency point (Qbep)	384 m³/h
Grease Filtering Efficiency (GFE)	73,2 %	Measured air pressure at best efficiency point (Pbep)	482 Pa
Grease Filtering Efficiency Class (GFEC)	D	Measured electric power input at best efficiency point (Wbep)	155 W
Air flow at minumum speed (Qmin)	214 m³/h	Nominal Power consumption of the light system (WL)	15 W
Air flow at maximum speed (Qmax)	563 m³/h		
Air flow at boost speed (Qboost)	741 m³/h		
Airbourne acoustical A-weighted sound Power Emission at minimum speed (SPEmin)	39 dB(A)		

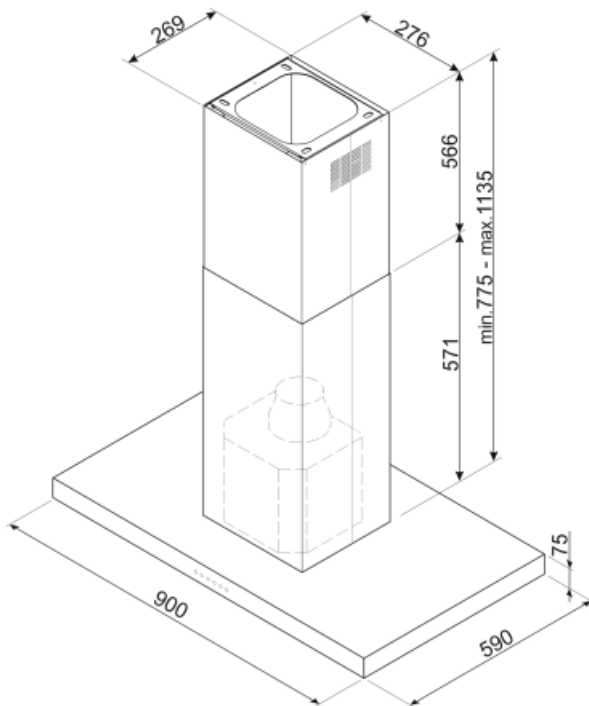
Average illumination of the light on the cooking surface (E _{middle})	390 lux
Sound power level at highest setting (L _{wa})	65 dB(A)

Electrical Connection

Electrical connection rating	293 W	Frequency (Hz)	50-60 Hz
Voltage	220-240 V	Power supply cable length	1500 mm

Also available

Alternative colours available	Matt Black	Available colours	KLT19L4MB
-------------------------------	------------	-------------------	-----------



Not included accessories



FLT6











Round Charcoal filters (kit 2 pieces)



KITALLFC

Universal Charcoal filter Stainless Steel AISI 304 The filter can be washed in dishwasher 50 °C (water and suitable detergent) and to dry it put in the oven 180°C 25 minutes

Symbols glossary (TT)

- | | | | |
|----------------------------------------------------------------------------------|-----------------------------------------------------------------------------------------------------------------------------------------------------------|-----------------------------------------------------------------------------------|------------------------------------------------------------------------------------------------------------------------------------|
|  | 24h: When selected this function refreshes the air for c. 10 minutes every hour over a 24 hour period, at minimum speed and an imperceptible noise level. |  | Filters: Model has filters to help remove grease from the steam emanating from the pans during cooking. |
|  | A: Product drying performance, measured from A+++ to D / G depending on the product family |  | Switch off automatically: A special setting, to run after the end of cooking for a pre-set time and then switch off automatically. |
|  | Connection between hob and hood |  | Warning light(s): to advise when filters need changing. |
|  | Lights: All cooker hoods feature lights to illuminate the cooking area or add to the ambience of the kitchen. |  | Intensive/turbo setting: when extra fast extraction is required. |
|  | Dimmering Lights |  | Tunable white from warm to cold |