


# KSVV90NRA



|                      |                                       |
|----------------------|---------------------------------------|
| Product family       | Hood                                  |
| Hood Type            | Decorative wall hood                  |
| Design               | Angled                                |
| Extraction           | Ducted out or re-circulation possible |
| Electronic control   | Yes                                   |
| Perimeter extraction | Yes                                   |
| Material             | Glass                                 |
| EAN code             | 8017709226169                         |



## Aesthetics

|                      |                 |                   |             |
|----------------------|-----------------|-------------------|-------------|
| Aesthetics           | Dolce Stil Novo | Glass Type        | Black       |
| Colour               | Black           | Serigraphy colour | Grey        |
| Finishing            | Glass           | Logo              | Silk screen |
| Components finishing | Copper          |                   |             |

## Controls



|                 |               |            |     |
|-----------------|---------------|------------|-----|
| Control setting | Touch control | Led colour | Ice |
|-----------------|---------------|------------|-----|

## Programs / Functions

|                      |   |
|----------------------|---|
| No. of speeds        | 3   |
| Intensive speed      |  |
| Time-setting options |  |

## Technical Features



|                        |         |                               |                 |
|------------------------|---------|-------------------------------|-----------------|
| No. of lights          | 2       | Anti-grease filters           | Stainless steel |
| Light type             | LED     | Charcoal filters included     | Yes             |
| Light power            | 1 W     | Vent outlet                   | 150 mm          |
| Light colour           | 4000 °K | Minimum distance from GAS hob | 600 mm          |
| temperature scale (°K) |         |                               |                 |

|                                     |                       |   |        |
|-------------------------------------|-----------------------|---|--------|
| <b>Free outlet maximum capacity</b> | 830 m <sup>3</sup> /h | <b>Minimum distance from ELECTRIC hob</b> | 550 mm |
| <b>Motor power</b>                  | 280 W                 | <b>Non return valve</b>                   | Yes    |
| <b>No. of filters</b>               | 2                     |   |        |

|                 | <b>Extraction rate IEC 61591 [m<sup>3</sup>/h]</b> | <b>Noise level IEC 60704-2-13 [dB(A)]</b> |
|-----------------|--|---|
| Speed 1         | 345  | 48  |
| Speed 2         | 460  | 55  |
| Speed 3         | 600  | 61  |
| Intensive speed | 770  | 68  |

## Performance / Energy Label

A

|  |                       |   |                       |
|--|-----------------------|---|-----------------------|
| <b>Annual Efficiency Consumption (AEChood)</b>   | 59 KWh/year           | <b>Airborne acoustical A-weighted sound Power Emission at maximum speed (SPEmax)</b>  | 62 dB(A)              |
| <b>Energy efficiency class (EEC)</b>   | A                     | <b>Airbourne acoustical A-weighted sound power emission at boost speed (SPEboost)</b> | 68 dB(A)              |
| <b>Fluid Dynamic Efficiency (FDE)</b>  | 29,6                  | <b>Power consumption in stand-by mode (Ps)</b>  | 0,49 W                |
| <b>Fluid Dynamic Efficiency class (FDEC)</b>   | A                     | <b>Time increase factor (F)</b>   | 1,00                  |
| <b>Lighting Efficiency (LE)</b>  | 107 lux/W             | <b>Energy Efficiency Index per first cavity</b>                                       | 51,9                  |
| <b>Lighting Efficiency Class (LEC)</b>   | A                     | <b>Measured air flow rate at best efficiency point (Qbep)</b>                         | 397 m <sup>3</sup> /h |
| <b>Grease Filtering Efficiency (GFE)</b>   | 87,1 %                | <b>Measured air pressure at best efficiency point (Qbep)</b>                          | 431 Pa                |
| <b>Grease Filtering Efficiency Class (GFEC)</b>  | B                     | <b>Measured electric power input at best efficiency point (Wbep)</b>                  | 159 W                 |
| <b>Air flow at minumum speed (Qmin)</b>  | 330 m <sup>3</sup> /h | <b>Normal Power of the light system (WI)</b>  | 2 W                   |
| <b>Maximum extraction rate</b>   | 563 m <sup>3</sup> /h | <b>Average illumination of the light on the cooking surface (Emiddle)</b>             | 250 lux               |
| <b>Intensive extraction rate</b>   | 757 m <sup>3</sup> /h | <b>Sound power level at highest setting (Lwa)</b>                                     | 62 dB(A)              |
| <b>Airbourne acouistical A-weighted sound Power Emission at minimum speed (SPEmin)</b> | 50 dB(A)              |   |                       |

## Electrical Connection

|                      |       |                       |          |
|----------------------|-------|-----------------------|----------|
| <b>Nominal power</b> | 283 W | <b>Frequency (Hz)</b> | 50-60 Hz |
|----------------------|-------|-----------------------|----------|

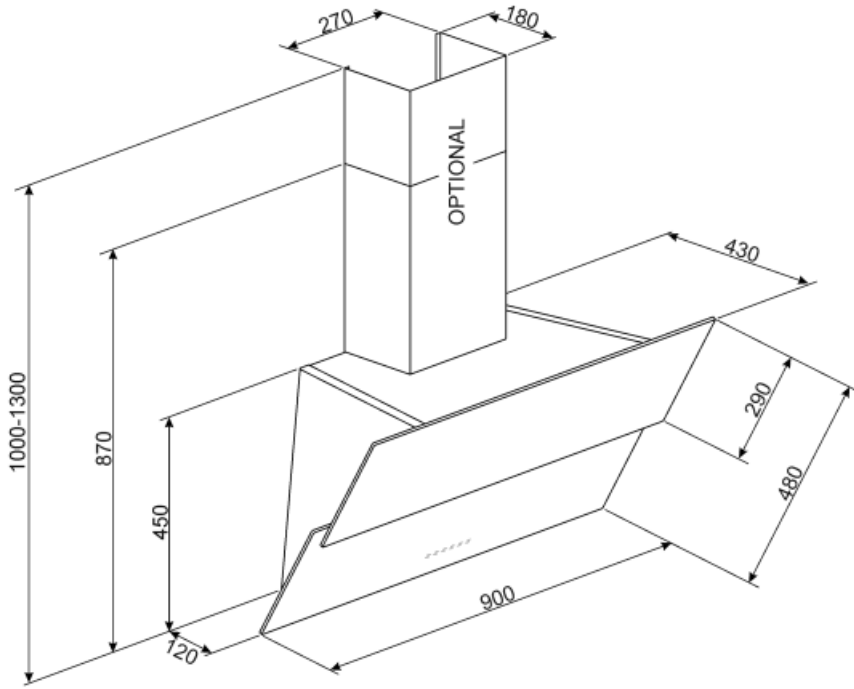
---

|         |           |                           |         |
|---------|-----------|---------------------------|---------|
| Voltage | 220-240 V | Power supply cable length | 1000 mm |
|---------|-----------|---------------------------|---------|

## Also available

---

|                               |                    |                   |          |
|-------------------------------|--------------------|-------------------|----------|
| Alternative colours available | Black SS finishing | Available colours | KSVV90NX |
|-------------------------------|--------------------|-------------------|----------|



## Not included accessories

---



### FLT6

Round Charcoal filters (kit 2 pieces)



### KITALLFC









Universal Charcoal filter Stainless Steel AISI 304 The filter can be washed in dishwasher 50 °C (water and suitable detergent) and to dry it put in the oven 180°C 25 minutes



### KITCMNDSBL

Chimney 2 PIECES dimension 550 min 850 max (270 \* 180) KSVV90NRA - KSVV90NX BLACK

## Symbols glossary

- |  |   |   |  |
|--|---|---|--|
|  | Filters: Model has filters to help remove grease from the steam emanating from the pans during cooking.       |  | Switch off automatically: A special setting, to run after the end of cooking for a pre-set time and then switch off automatically. |
|  | A: Product drying performance, measured from A+++ to D / G depending on the product family                    |  | Charcoal filters: Extracting through charcoal filters or directly to the exterior lessens strong cooking odours considerably.      |
|  | Lights: All cooker hoods feature lights to illuminate the cooking area or add to the ambience of the kitchen. |  | Perimeter extraction panels: very efficient and aid noise reduction.   |
|  | Touch controls: Easy to use touch controls allow the appliance to be programmed at the touch of a button.     |  | Intensive/turbo setting: when extra fast extraction is required.   |