

# KDD60VXE-2



Product family	Hood
Hood Type	DownDraft
Design	Fully integrated
Extraction	Extraction
Electronic control	Yes
Perimeter extraction	Yes
Material	Stainless steel
Type of steel	Brushed
EAN code	8017709223182
Hood width	60 cm



## Aesthetics




Aesthetic	Universale	Glass Type	Black
Colour	Black	Serigraphy colour	White
Finishing	Satin	Logo	Silk screen

## Controls



Control setting	Touch control	Display	Digital
Led color	Red		

## Programme / Functions

No. of speeds	4
Intensive speed	
24h air filter function	
Time-setting options	

## Technical Features



Remote motor	KITRBDD - Kit Optional	Free outlet maximum capacity	590 m <sup>3</sup> /h
No. of lights	1		

<b>Light type</b>	LED	<b>Motor power</b>	270 W
<b>Light Power</b>	7 W	<b>No. of filters</b>	2
<b>Dimmer mode</b>	Yes	<b>Anti-grease filters</b>	Aluminium
<b>Light color temperature scale (°K)</b>	4000 °K	<b>Filter replacement indicator</b>	Yes
		<b>Vent outlet</b>	150 mm

	<b>Extraction rate IEC 61591 [m³/h]</b>	<b>Noise level IEC 60704-2-13 [dB(A)]</b>
Speed 1	135	44
Speed 2	230	52
Speed 3	295	57
Speed 4	375	62
Intensive speed	570	71

## Accessories Included

<b>Sliding door</b>	Yes	<b>Tube reduction</b>	Yes
---------------------	-----	-----------------------	-----

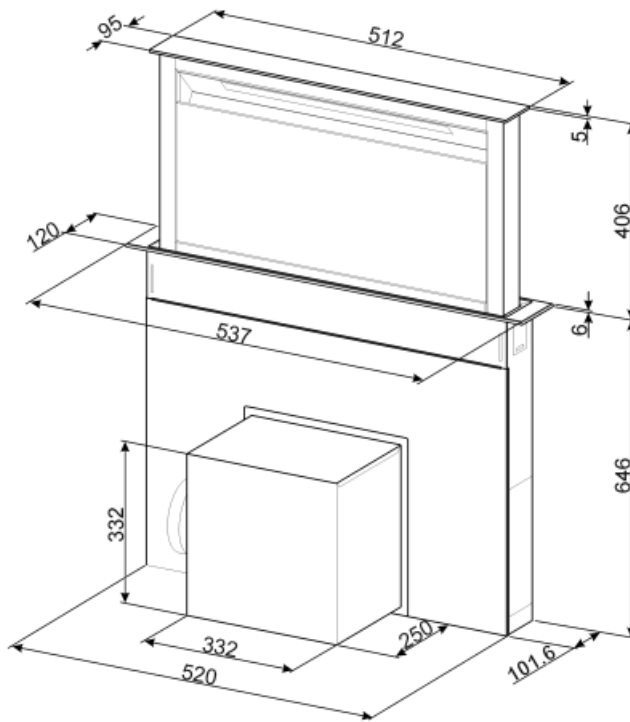
## Performance / Energy Label

<b>Annual Efficiency Consumption (AEChood)</b>	73 kWh/a	<b>Airborne acoustical A-weighted sound Power Emission at maximum speed (SPEmax)</b>	57 dB(A)
<b>Energy efficiency class (EEC)</b>	B	<b>Airbourne acoustical A-weighted sound power emission at boost speed (SPEboost)</b>	71 dB(A)
<b>Fluid Dynamic Efficiency (FDE)</b>	22.4	<b>Power Consumption in Off mode (Po)</b>	0.49 W
<b>Fluid Dynamic Efficiency class (FDEC)</b>	C	<b>Time increase factor (F)</b>	1.2
<b>Lighting Efficiency (LE)</b>	29 lux/W	<b>Energy Efficiency Index</b>	69.9
<b>Lighting Efficiency Class (LEC)</b>	A	<b>Measured air flow rate at best efficiency point (Qbep)</b>	293 m³/h
<b>Grease Filtering Efficiency (GFE)</b>	55.1 %	<b>Measured air pressure at best efficiency point (Pbep)</b>	429 Pa
<b>Grease Filtering Efficiency Class (GFEC)</b>	E	<b>Measured electric power input at best efficiency point (Wbep)</b>	156 W
<b>Air flow at minumum speed (Qmin)</b>	135 m³/h	<b>Nominal Power consumption of the light system (WL)</b>	7 W
<b>Air flow at maximum speed (Qmax)</b>	295 m³/h	<b>Average illumination of the light on the cooking surface (Emiddle)</b>	200 lux
<b>Air flow at boost speed (Qboost)</b>	570 m³/h		
<b>Airbourne acouistical A-weighted sound Power Emission at minimum speed (SPEmin)</b>	44 dB(A)		

Sound power level at highest setting (Lwa) 57 dB(A)

## Electrical Connection

Plug	(F;E) Schuko	Frequency (Hz)	50-60 Hz
Electrical connection rating	277 W	Power supply cable length	1500 mm
Voltage	220-240 V		



## Not included accessories

---



**RCKF2**

Remote control

**KITRBDD**

kit remote blower for DD hood



**KITFCDD60**












Charcoal filter for hood Down Draft Kit 2  
pieces Dishwasher safe



**KITVENT150**

Imbocco motore 150 mm con valvola  
di non ritorno

## Symbols glossary (TT)

- |   |   |   |   |
|---|---|---|---|
|   | 24h: When selected this function refreshes the air for c. 10 minutes every hour over a 24 hour period, at minimum speed and an imperceptible noise level. |  | Filters: Model has filters to help remove grease from the steam emanating from the pans during cooking. |
|   | Switch off automatically: A special setting, to run after the end of cooking for a pre-set time and then switch off automatically.                        |  | B: Product energy rating, measured from A+++ to D / G depending on the product family.                  |
|   | Electronic display: to give a visual reminder of the options selected.  |  | Warning light(s): to advise when filters need changing.   |
|   | Lights: All cooker hoods feature lights to illuminate the cooking area or add to the ambience of the kitchen.   |  | Perimeter extraction panels: very efficient and aid noise reduction.                                    |
|   | Touch controls: Easy to use touch controls allow the appliance to be programmed at the touch of a button.   |  | Intensive/turbo setting: when extra fast extraction is required.  |
|  | Dimmering Lights  |   |   |