

HOB182DG

Product Family	Hob
Built-in	Ultra-low profile or Fully Flushed
Dimensions	80 cm
Power supply	Electric
Type	Induction with integrated hood
Extraction	Expulsion
Electronic control	Yes
EAN code	8017709331856

Aesthetics



Aesthetics	Linea
Colour	Neptune Grey
Finishing	Glass
Material	Glass
Glass Type	Ceramic
Glass edge	Straight edge
Pan stands	Cast iron
Type of control setting	Touch control back-lighted White
Slider	Yes
Slider	Red
Control knobs position	Front
Serigraphy colour	Grey

Programs / Functions



Total no. of cook zones	4
No. of induction cook zones	4
Time-setting options	Automatic switch-off
No. of cooking zones with booster	4
No. of Flexible zones	2
Main on/off switch	Yes
Power levels	9
Auto-vent 2.0	Yes

Options



Multizone Option	Yes	Residual time indicator	Yes
Flexible Zone Type	MultiZone	Limited Power	Yes advance
Standard cut out	482-483x765-766 mm	Consumption Mode	
Keep warm automatic function	Yes	Limited Power Consumption Mode in W	2800, 3500, 4500, 7400 W
End cooking timer	4	Show Room Demo Option	Yes
Pause option	Yes	Control Lock / Child Safety	Yes
Minute minder	1	Cleaning option	Yes
End of cooking acoustic alarm	Yes	Quick start	Yes
		Rapid level selection	Yes

Technical Features



Front left - Induction - Multizone - 2.10 kW - Booster 3.00 kW - 21.0x19.0 cm
 Rear left - Induction - multizone - 2.10 kW - Booster 3.00 kW - 21.0x19.0 cm
 Rear right - 2.10 kW - Booster 3.00 kW - 21.0x19.0 cm
 Front right - 2.10 kW - Booster 3.00 kW - 21.0x19.0 cm
 Multizone left - Booster 3.70 kW - 39.0x21.0 cm
 Multizone right - Booster 3.70 kW - 39.0x21.0 cm

Automatic setting according to pan dimension	Yes	Automatic switch off when overflow	Yes
Automatic pan detection	Yes	Residual heat indicator	Yes
Permanent Automatic Pot Detection with indication of the relative control	Yes	Protection against accidental start up	Yes

Accessories Included

Other accessories Extraction and Filtering Kit inc tubes and Charcoal filter

Electrical Connection

Nominal power (W)	7620 W	Type of electric cable	Universal
Current	33 A	Frequency (Hz)	50/60 Hz
Voltage (V)	220-240 V	Power supply cable length	120 cm
Voltage 2 (V)	380-415 V	Terminal Box	6 poles

Controls (hood)

Hood control setting	Touch control	Display	Yes
Led colour	White		

Programs / Functions (hood)

No. of speeds	8	Hood time setting	Delay
Intensive speed	2	Other options	Kit for Recirculation and Extraction included
Other functions	AUTOVENT		

Technical Features (Hood)

Free outlet maximum capacity	750 m ³ /h	Anti-grease filters	Stainless steel
Motor power	220 W	Charcoal filters included	YES, regenerable
No. of filters	1	Filter replacement indicator	Yes

Performance / Energy Label (hood)

Energy efficiency class (EEC)	A++	Airbourne acoustical A-weighted sound Power Emission at minimum speed (SPEmin)	51 dB(A)
Fluid Dynamic Efficiency (FDE)	37,60	Airborne acoustical A-weighted sound Power Emission at maximum speed (SPEmax)	65 dB(A)
Fluid Dynamic Efficiency class (FDEC)	A	Airbourne acoustical A-weighted sound power emission at boost speed (SPEboost)	72 dB(A)
Lighting Efficiency (LE)	0,0 lux/W	Power Consumption in Off mode (Po)	0,49 W
Lighting Efficiency Class (LEC)	NA	Time increase factor (F)	0,6
Grease Filtering Efficiency (GFE)	85,1 %	Energy Efficiency Index per first cavity	32,8
Grease Filtering Efficiency Class (GFEC)	B	Measured air flow rate at best efficiency point (Qbep)	328 m ³ /h
Air flow at mininum speed (Qmin)	245 m ³ /h	Measured air pressure at best efficiency point (Qbep)	540 Pa
AIR FLOW AT MAXIMUM SPEED (QMAX)	505 m ³ /h	Measured electric power input at best efficiency point (Wbep)	131 W
Air flow at boost speed (Qboost)	700 m ³ /h	Sound power level at highest setting (Lwa)	65 dB(A)

Speed 1

Extraction rate IEC 61591	245 m ³ /h
Noise level IEC 60704-2-13	51 dB(A)
Pressure	290 Pa
Power	35 W

Speed 2

Extraction rate IEC 61591	285 m ³ /h
Noise level IEC 60704-2-13	55 dB(A)
Pressure	370 Pa
Power	45 W

Speed 3

Extraction rate IEC 61591	350 m ³ /h
Noise level IEC 60704-2-13	57 dB(A)
Pressure	525 Pa
Power	65 W

Speed 4

Extraction rate IEC 61591	380 m ³ /h
Noise level IEC 60704-2-13	59 dB(A)
Pressure	530 Pa
Power	75 W

Speed 5

Extraction rate IEC 61591	410 m ³ /h
Noise level IEC 60704-2-13	62 dB(A)
Pressure	535 Pa
Power	85 W

Speed 6

Extraction rate IEC 61591	445 m ³ /h
Noise level IEC 60704-2-13	63 dB(A)
Pressure	540 Pa
Power	105 W

Speed 7

Extraction rate IEC 61591	475 m ³ /h
Noise level IEC 60704-2-13	64 dB(A)
Pressure	545 Pa
Power	115 W

Speed 8

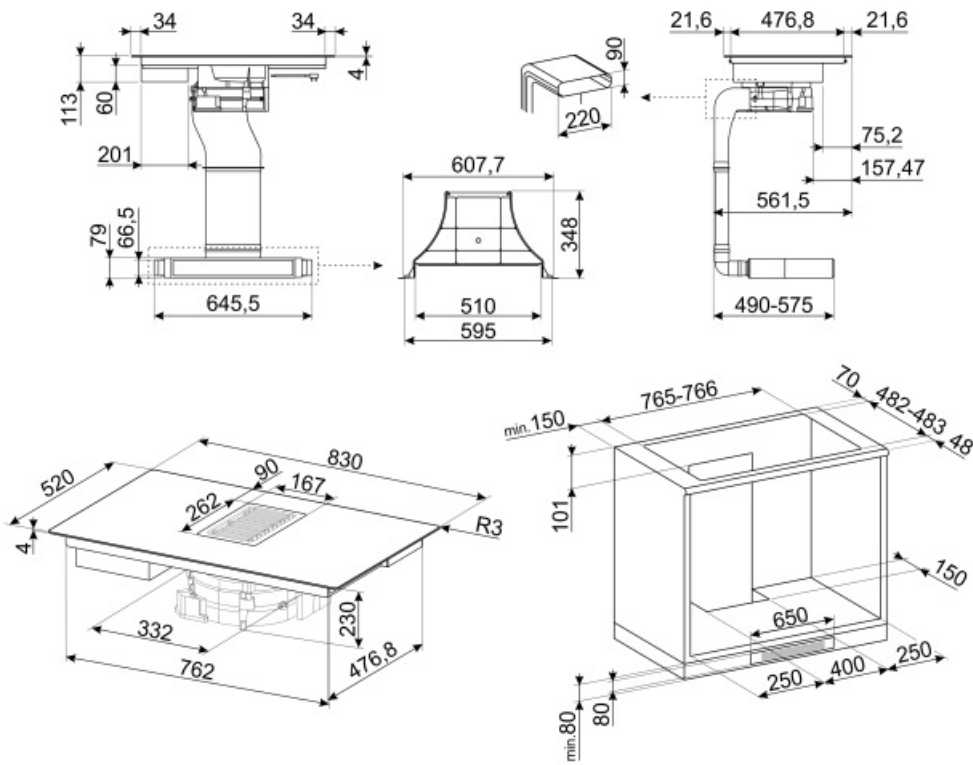
Extraction rate IEC 61591	505 m ³ /h
Noise level IEC 60704-2-13	65 dB(A)
Pressure	550 Pa
Power	130 W

Intensive speed

Extraction rate (IEC 61591)	550 m ³ /h
Noise level IEC 60704-2-13	66 dB(A)
Pressure	555 Pa
Power	140 W

Intensive Speed 2

Extraction rate IEC 61591	700 m ³ /h
Noise level IEC 60704-2-13	72 dB(A)
Pressure	560 Pa
Power	220 W



Not included accessories



TPK

Stainless steel grill plate to cook
Teppanyaki dishes



KITF6HOBD

Recirculating kit for Hobd: tubes +
regenerable anti-odor filter + grid in
stainless steel with magnetics fix
(easy to remove) that fit in a plinth of
min. 6 cm



FLTHOBD

Ceramic Anti Odour Filter regenerable
as spare part suitable for Recirculating
kit (accessory KITF6HOBD) of the hob
with integrated hood models
HOBD682D and HOBD682R

KITEHOBD4

Filtering kit (lateral outlet) optional for
Hobd: tube 1,5 mt and curve



FLTHOBD4

Charcoal Anti Odour Filter regenerable
as spare part suitable for HOBD482D

GRI60H

Rectangular Louvred grille, external
size 246*80 mm and internal
226*60*50 mm



RED60H


















Reducer from 90 to 60 mm

CON60H

Flat duct connector for tubes 220*60
mm. It helps to connect more tubes of
the kit KITEHOBD4



Symbols glossary

	...		...
	Power booster: option allows the zone to work at full power when very intense cooking is necessary.		Heavy duty cast iron pan stands: for maximum stability and strength.
	Child lock: some models are fitted with a device to lock the programme/cycle so it cannot be accidentally changed.		Evolution Slider totally Back-lighted ghost effect
	The slider control panel allows you to adjust the power simply by passing your finger across the touch device.		Keep warm function: Keep warm function keeps the cooked food heated. In this mode the heating zone operates at a minimum capacity for 120 minutes and then turns off automatically.
	Multizone: allows several pans to be used at once, large or small, offering freedom of placement and greater flexibility		Overfill protection: The special overfill protection shuts down the stove in the presence of overflow of liquids.
	PAUSE_72dpi		...
	Quick selection, with one touch cooking begins at the highest level, then automatically reduces after time. Ideal for dishes that require quick boiling and then continued cooking without constant control (eg beef broth).		Quick Start function: the chosen temperature is reached faster. The heating element works at maximum power until the right temperature is reached.
	Indication of residual heat: After the glass ceramic hob is switched off the residual heat indicator shows which of the heating zones still remains hot. When the temperature drops below 60 ° C, the indicator goes out.		Time elapsed: shows how long the cooking zone has been in use.
	Timer: All ceramic hobs have a timer which automatically ends cooking after a preset time.		