

# KPF9WH

<b>Product family</b>	Hood
<b>Hood Type</b>	Decorative wall hood
<b>Design</b>	Chimney
<b>Extraction</b>	Ducted out or re-circulation possible
<b>Material</b>	Stainless Steel + Painted Material
<b>Type of steel</b>	Brushed
<b>EAN code</b>	8017709236359
<b>Hood width</b>	90 cm



## Aesthetics

<b>Aesthetics Colour</b>	Portofino White	<b>Serigraphy colour Logo</b>	Black Applied
--------------------------	-----------------	-------------------------------	---------------



## Controls

<b>Control setting</b>	Control knobs	<b>Control knobs</b>	Portofino
<b>No. of controls</b>	2	<b>Controls colour</b>	Steel effect

## Programs / Functions

<b>No. of speeds</b>	3
<b>Intensive speed</b>	

## Technical Features

 			
<b>No. of lights</b>	2	<b>No. of filters</b>	3
<b>Light type</b>	LED	<b>Anti-grease filters</b>	Stainless steel
<b>Light power</b>	2 W	<b>Vent outlet</b>	150 mm
<b>Light colour</b>	4000 °K	<b>Minimum distance from GAS hob</b>	750 mm
<b>Free outlet maximum capacity</b>	815 m <sup>3</sup> /h	<b>Minimum distance from ELECTRIC hob</b>	650 mm
<b>Motor power</b>	275 W	<b>Non return valve</b>	Yes

	Extraction rate IEC 61591 [m <sup>3</sup> /h]	Noise level IEC 60704-2-13 [dB(A)]
Speed 1	288	48
Speed 2	421	63
Speed 3	630	67
Intensive speed	781	72

## Performance / Energy Label

A\*

Annual Efficiency Consumption (AEChood)	40 kWh/year	Airbourne acoustical A-weighted sound Power Emission at minimum speed (SPEmin)	48 dB(A)
Energy efficiency class (EEC)	A+	Airborne acoustical A-weighted sound Power Emission at maximum speed (SPEmax)	67 dB(A)
Fluid Dynamic Efficiency (FDE)	36,2	Airbourne acoustical A-weighted sound power emission at boost speed (SPEboost)	72 dB(A)
Fluid Dynamic Efficiency class (FDEC)	A	Time increase factor (F)	1,00
Lighting Efficiency (LE)	78,2 lux/W	Energy Efficiency Index per first cavity	40,3
Lighting Efficiency Class (LEC)	A	Measured air flow rate at best efficiency point (Qbep)	413 m <sup>3</sup> /h
Grease Filtering Efficiency (GFE)	78,5 %	Measured air pressure at best efficiency point (Qbep)	476 Pa
Grease Filtering Efficiency Class (GFEC)	C	Measured electric power input at best efficiency point (Wbep)	151 W
Air flow at minumum speed (Qmin)	288 m <sup>3</sup> /h	Normal Power of the light system (WI)	2 W
Maximum extraction rate	630 m <sup>3</sup> /h	Average illumination of the light on the cooking surface (Emiddle)	172 lux
Intensive extraction rate	781 m <sup>3</sup> /h	Sound power level at highest setting (Lwa)	67 dB(A)

## Electrical Connection

Nominal power	277 W	Frequency (Hz)	50-60 Hz
Voltage	220-240 V	Power supply cable length	1000 mm

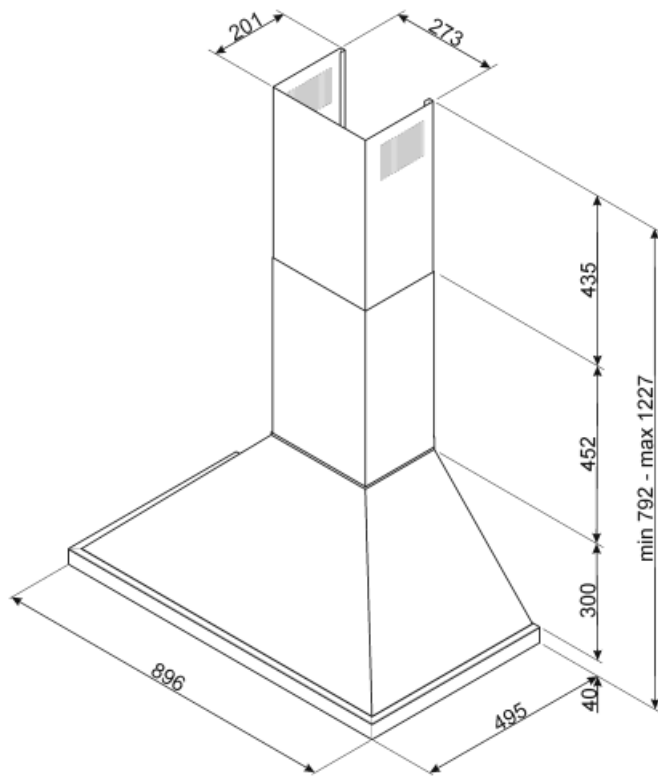
## Also available

Alternative colours available

Black, Stainless steel, Anthracite, Yellow, Green, Red, Orange

Available colours

KPF9BL-KPF9X-KPF9AN-KP9YW-KPF9OG-KPF9RD-KPF9OR



## Not included accessories

---



### FLT6

Round Charcoal filters (kit 2 pieces)



### KITALLFC

Universal Charcoal filter Stainless Steel AISI 304 The filter can be washed in dishwasher 50 °C (water and suitable detergent) and to dry it put in the oven 180°C 25 minutes

## Symbols glossary

---



**Filters:** Model has filters to help remove grease from the steam emanating from the pans during cooking.



**Lights:** All cooker hoods feature lights to illuminate the cooking area or add to the ambience of the kitchen.



**A+:** Energy efficiency class A+ helps to save up to 10% energy compared to class A. Maximum performance with minimum consumption is guaranteed.



**Intensive/turbo setting:** when extra fast extraction is required.