

SIM6644R



Product Family	Hob
Built-in	Traditional
Dimensions	60 cm
Power supply	Electric
Type	Induction
EAN code	8017709309695



Aesthetics



Colour	Black
Finishing	Copper
Aesthetics	Dolce Stil Novo
Material	Glass
Glass Type	Ceramic glass
Glass edge	Straight edge
Type of control setting	Multi Slider
Slider	Yes
Slider	White
Control knobs position	Front
Serigraphy colour	Grey

Programs / Functions



Total no. of cook zones	4
No. of induction cook zones	4
Time-setting options	Automatic switch-off
No. of cooking zones with booster	4
No. of Flexible zones	2
Main on/off switch	Yes
Power levels	9
Auto-vent 2.0	Yes

Options



Multizone Option	Yes	End of cooking acoustic alarm	Yes
Flexible Zone Type	MultiZone	Residual time indicator	Yes
Standard cut out	478-482x555-560 mm	Limited Power Consumption Mode	Yes advance
Multizone Option	Yes	Limited Power Consumption Mode in W	2400, 2800, 3500, 4000, 5000, 5500, 6000, 7400 W
Multizone Option	Yes	Show Room Demo Option	Yes
Keep warm automatic function	Yes	Control Lock / Child Safety	Yes
Grill function	Yes	Bridge option	Yes auto
End cooking timer	4	Quick start	Yes
Pause option	Yes	Rapid level selection	Yes
Minute minder	1		

Technical Features

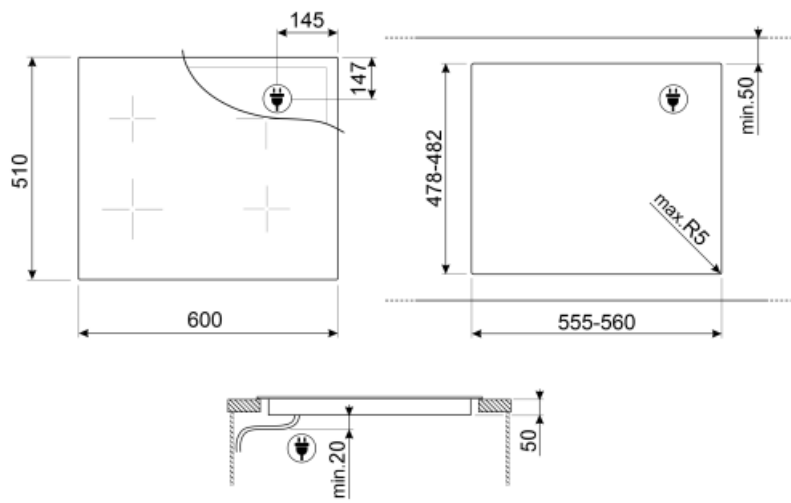


Front left - Induction - Multizone - 2.10 kW - Booster 2.50 kW - Double booster 3 kW - 24.0x18.0 cm
 Rear left - Induction - multizone - 2.10 kW - Booster 2.50 kW - Double booster 3 kW - 24.0x18.0 cm
 Rear right - Induction - Multizone - 2.10 kW - Booster 2.50 kW - Double booster 3 kW - 24.0x18.0 cm
 Front right - Induction - multizone - 2.10 kW - Booster 2.50 kW - Double booster 3 kW - 24.0x18.0 cm
 Multizone left - Booster 3.70 kW - 38.5x23.0 cm
 Multizone right - Booster 3.70 kW - 38.5x23.0 cm

Automatic setting according to pan dimension	Yes	Automatic switch off when overflow	Yes
Automatic pan detection	Yes, min 9 cm	Residual heat indicator	Yes
Permanent Automatic Pot Detection with indication of the relative control	Yes	Protection against accidental start up	Yes
Automatic switch off when overheat	Yes		

Electrical Connection

Nominal power (W)	7400 W	Type of electric cable	Single and Double phase
Current	33 A	Frequency (Hz)	50/60 Hz
Voltage (V)	220-240 V	Power supply cable length	120 cm
Voltage 2 (V)	380-415 V	Terminal Box	5 poles



Not included accessories



TPK


























Stainless steel grill plate to cook
Teppanyaki dishes



SCRP

Induction and ceramic hobs and
teppanyaki scraper

Symbols glossary

	Automatic merge of zones for a bigger area		...
	...		Power booster: option allows the zone to work at full power when very intense cooking is necessary.
	Standard installation: Traditional installation in tabletop, suitable for any kitchen sets		Child lock: some models are fitted with a device to lock the programme/cycle so it cannot be accidentally changed.
	Premium individual Slider control for each zone		The slider control panel allows you to adjust the power simply by passing your finger across the touch device.
	CUT_OUT_STANDARD_72dpi		Keep warm function: Keep warm function keeps the cooked food heated. In this mode the heating zone operates at a minimum capacity for 120 minutes and then turns off automatically.
	Overheat protection: The safety system that automatically turns off the hob in case of overheating of the control unit.		Induction: The work of these hobs is based on the principle of electromagnetic induction. The heat is generated directly in the bottom of the pan during its contact with the hob.
	Multizone: allows several pans to be used at once, large or small, offering freedom of placement and greater flexibility		Overfill protection: The special overfill protection shuts down the stove in the presence of overflow of liquids.
	PAUSE_72dpi		Quick selection, with one touch cooking begins at the highest level, then automatically reduces after time. Ideal for dishes that require quick boiling and then continued cooking without constant control (eg beef broth).
	Quick Start function: the chosen temperature is reached faster. The heating element works at maximum power until the right temperature is reached.		Indication of residual heat: After the glass ceramic hob is switched off the residual heat indicator shows which of the heating zones still remains hot. When the temperature drops below 60 ° C, the indicator goes out.
	Time elapsed: shows how long the cooking zone has been in use.		...
	...		...
	Additional maximum power level for a better energy consumption		Elegant silver or black glass with under glass serigraphy which allows smoothness, brilliance and no noise to the surface
	Timer: All ceramic hobs have a timer which automatically ends cooking after a preset time.		