


PVL664CN

Product Family	Hob
Built-in type	Ultra-low profile or Fully Flushed
Dimensions	60 cm
Power supply	Gas
Type	Gas
EAN code	8017709217839



Aesthetics



Aesthetic	Dolce Stil Novo
Colour	Black
Finishing	Glass
Material	Glass
Glass type	Ceramic
Glass edge	Straight edge
Glass on Steel	Yes
Pan stands	Stainless steel
Pan Stand Coating	Titanium
Burners	Laminate
Burners Material	Brass
Burner Coating	Nichelato
Type of control setting	Control knobs
Control knob position	Front
No. of controls	4
Controls colour	Black
Serigraphy colour	Grey
Alternative colours available	Stainless steel

Programme / Functions

Total no. of cook zones	4
No. of gas cook zones	4

Options

Worktop Cut-Out 482-486x560-564 mm

Technical Features

Front-left - Gas - AUX - 1.00 kW

Rear-left - Gas - Rapid - 2.90 kW

Rear-right - Gas - Semi Rapid - 1.60 kW

Front-right - Gas - Semi Rapid - 1.60 kW

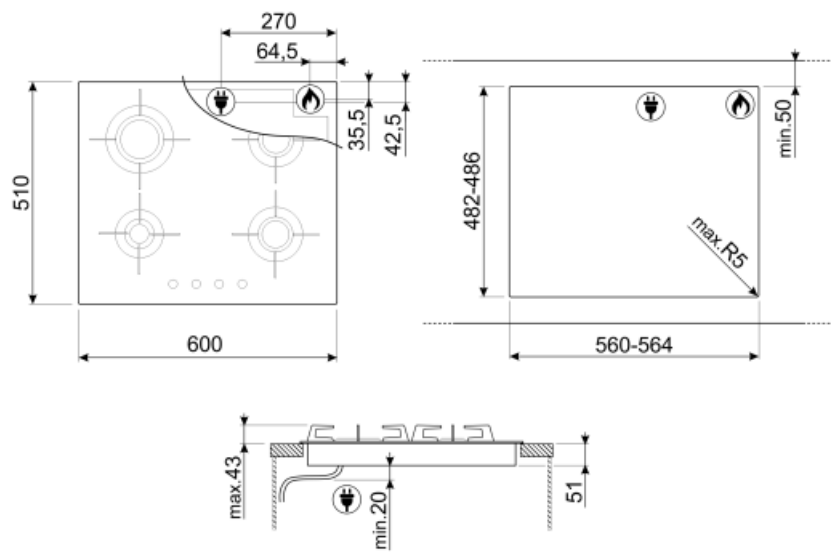
Gas safety valves Yes **Automatic Ignition** Yes

Electrical Connection

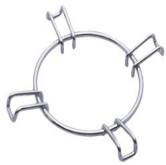
Electrical connection rating (W)	1 W	Frequency (Hz)	50/60 Hz
Voltage (V)	220-240 V	Power supply cable length	120 cm
Type of electric cable installed	Yes, Single phase		

Gas Connection

Gas Type	G20 Natural gas	Other gas connections provided	Conical
Gas connection	Cilindrical	Gas connection rating (W)	7100 W
Other gas nozzles included	G25 Natural gas, G30 GPL Liquid gas		



Not included accessories



GRW
Wok support



WOKGHU
Cast iron WOK Support



GRM
Coffee machine support



KPDSN60L
Stainless Steel artistic pan stands
Titanium coating Leaves design Suitable
for 60cm hobs



KPDSN60I
Stainless Steel artistic pan stands
Titanium coating Butterflies design
Suitable for 60cm hobs



KPDSN60B
Stainless Steel artistic pan stands
Titanium coating Birds design
Suitable for 60cm hobs



6MP1BF
6 Linea knobs kit for hobs with blade
flame



KPDSN60F
Stainless Steel artistic pan stands
Titanium coating Fruit design Suitable
for 60cm hobs



6MP1BFB3



LGCN
Connecting Strip Built-in hobs,
stainless steel, 475/495 mm

Symbols glossary (TT)



Knobs control



Reinforced base: A reinforced base, developed exclusively by Smeg, consists of a steel layer fixed to the underside of the glass surface of all gas on glass hobs.