

KSET666XE

Product family	Hood
Hood Type	Integrated (semi) hood
Design	Telescopic
Extraction	Extraction
Material	Stainless steel
Type of steel	Brushed
EAN code	8017709235116
Hood width	60 cm



Aesthetics

Aesthetic Colour	Universale Silver	Serigraphy colour Logo	Black Silk screen
------------------	-------------------	------------------------	-------------------



Controls

Control setting	Buttons
-----------------	---------

Programme / Functions

No. of speeds	3
---------------	---

Technical Features

			
No. of lights	2	No. of filters	2
Light type	LED	Anti-grease filters	Aluminium
Light Power	2,5 W	Vent outlet	150 mm
Light color temperature scale (°K)	3500 °K	Minimum distance from GAS hob	650 mm
Free outlet maximum capacity	664 m ³ /h	Minimum distance from ELECTRIC hob	430 mm
Motor power	200 W	Non return valve	Yes

	Extraction rate IEC 61591 [m ³ /h]	Noise level IEC 60704-2-13 [dB(A)]
Speed 1	256	46
Speed 2	377	55
Speed 3	647	67

Accessories Included

Tube reduction Yes

Performance / Energy Label

Annual Efficiency Consumption (AEChood)	39 kWh/a	Airbourne acoustical A-weighted sound Power Emission at minimum speed (SPEmin)	46 dB(A)
Energy efficiency class (EEC)	A	Airborne acoustical A-weighted sound Power Emission at maximum speed (SPEmax)	67 dB(A)
Fluid Dynamic Efficiency (FDE)	33.5	Time increase factor (F)	1.00
Fluid Dynamic Efficiency class (FDEC)	A	Measured air flow rate at best efficiency point (Qbep)	336 m ³ /h
Lighting Efficiency (LE)	29 lux/W	Measured air pressure at best efficiency point (Pbep)	434 Pa
Lighting Efficiency Class (LEC)	A	Measured electric power input at best efficiency point (Wbep)	121 W
Grease Filtering Efficiency (GFE)	66 %	Nominal Power consumption of the light system (WL)	5 W
Grease Filtering Efficiency Class (GFEC)	D	Average illumination of the light on the cooking surface (Emiddle)	145 lux
Air flow at minumum speed (Qmin)	256 m ³ /h	Sound power level at highest setting (Lwa)	67 dB(A)
Air flow at maximum speed (Qmax)	647 m ³ /h		

Electrical Connection

Electrical connection rating	205 W	Frequency (Hz)	50-60 Hz
Voltage	220-240 V	Power supply cable length	1500 mm

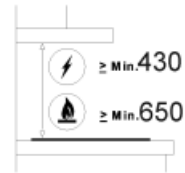
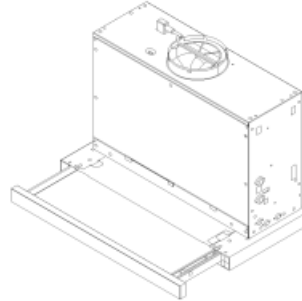
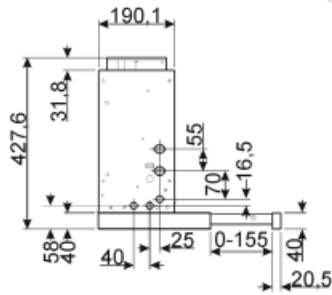
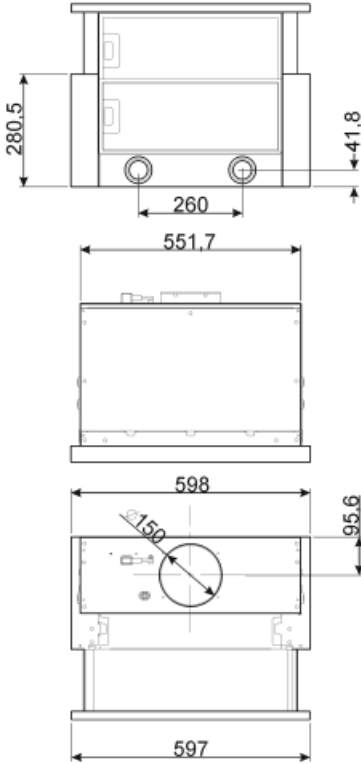
Optional accessories

Charcoal filter


KITFC400

Non return valve

Yes



Not included accessories



KITFC400

Charcoal filters Kit 1 piece

Symbols glossary (TT)



Filters: Model has filters to help remove grease from the steam emanating from the pans during cooking.



A: Product drying performance, measured from A+++ to D / G depending on the product family



Lights: All cooker hoods feature lights to illuminate the cooking area or add to the ambience of the kitchen.