

# LZ862AV2

Sink material Composite  
 Type Composite sink  
 No. of bowls 2  
 Drainer Reversible  
 EAN code 8017709274535



## Aesthetics



**Aesthetic** Universale  
**Serie** Rigae  
**Colour** Oats  
**Building in type** Standard  
**Logo** Applied/on overflow  
**Alternative colours available** White, Anthracite, Cream, Copper, Cemento / Concrete  
**Tap hole / precut tap hole** Prepared

	Bowl type RH	Bowl dimensions, WxDxH (mm)	Bowl depth (mm)	Radius corner right bowl (mm)	Overflow	Strainer position	Strainer dimension
RH Bowl	Traditional	371 x 420 x 210	210	80	Yes, traditional	Side bowl	3.5"
LH Bowl	Traditional	371 x 420 x 210	210	80	Yes, traditional	Side bowl	3.5"

## Technical Features



**Characteristics composite material** Antibacterial, Anti-scratch, Thermal shock resistant, High temperatures resistant, Impact resistant, Easy to clean, UV Resistant  
**Frame depth (mm)** 10  
**Dimensions of the product (mm)** 220x860x500 mm  
**Tap hole** 2  
**Tap hole diameter** 35 mm  
**Dividing wall width** 38 mm  
**No. of clips** 8  
**Type of clips** Standard

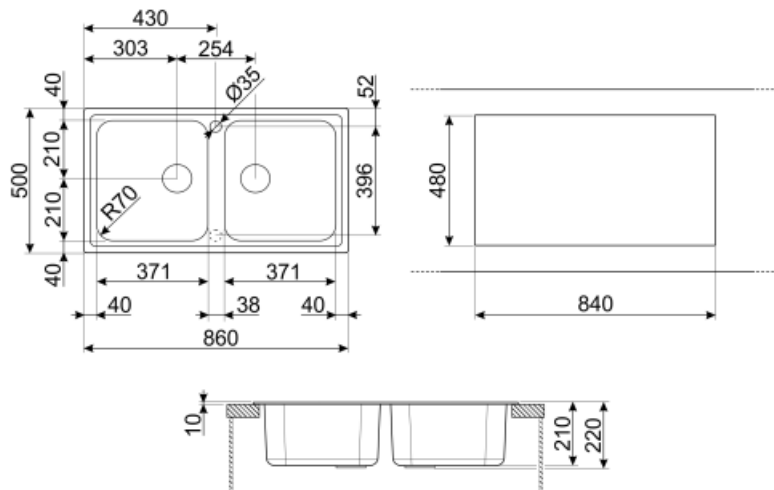
---

Cutout dimension topmount (mm)	840 X 480 mm
Height from kitchen top	10 mm
Base unit size	90 cm

## Accessories Included

---

Accessories for installation	Strainer, Savespace siphon with dishwasher outlet connection, Fixing clips
---------------------------------	--



## Not included accessories

---



### **KITFD050**

Waste disposal 0,5 HP, Motor: 1/2 horsepower, Fits all sinks with 3 1/2" waste outlet



### **KITFD100**

Waste disposal 1 HP, Motor: 1/2 horsepower, Fits all sinks with 3 1/2" waste outlet



### **KITDSQ**

Soap dispenser chrome finishing with square knob 40x40 mm














### **KITFD075**

Waste disposal 0,75 HP, Motor: 1/2 horsepower, Fits all sinks with 3 1/2" waste outlet

---

## Symbols glossary (TT)

---

	Cupboard width required for sink installation		Sink depth - depending on the model, the depth can be from 13 to 24,5
	Standard installation: Traditional installation in tabletop, suitable for any kitchen sets		Antibacterial
	Antiscratch		Thermal shock resistant
	High temperatures resistant		Impact resistant
	Easy to clean		Thanks to the double tap hole, most of our sinks are easily reversible, giving you the flexibility to make any type of kitchen composition.
	UV protection, does not fade over time.		